


JNTUK's Centre of Excellence for e-Resource Development & Deployment (CoEeRD)

e-Content Portal URL: <http://www.intuk-coeerd.in>

Table of Contents


Login (Student / Faculty / College Administrator)	2
Edit Profile (Student / Faculty / College Administrator)	2
Change Password (Student / Faculty / College Administrator)	3
Student.....	4
Student Dashboard	4
Access Content Resources	4
View Faculty Schedule	5
Take Test	6
Reports – Study Report, Test Score, Login Report etc.	7
Ask Expert – Ask a Query, View Answered/Unanswered Queries.....	8
Faculty.....	10
Faculty Dashboard	10
Access Content Resources	10
Schedule Time Table – Set Schedule, Edit Schedule.....	11
Upload Own Content – Single File Upload / Bulk Upload	12
Test Module – Create Question Bank, Create Test.....	13
View Student Queries and Respond	14
Reports – Test Report	15
College Administrator	16
College Administrator - Dashboard	16
Reset Passwords of Student and Faculty	16
Create Student and Faculty Login IDs	17
Add Faculty and Assign/Un-assign Subjects.....	17
Add Students.....	18
Reports.....	19
Logout	19

Login (Student / Faculty / College Administrator)



**JNTUK
KAKINADA**

Centre of Excellence for e-Resource Development & Deployment
(CoEeRD)



Webcasting
Program Schedule

Click here for Live Webcast
(Login to watch webcast archives)

College
Point of Contact

Send your Technical Queries to
 ✉ jntuk-coeerd@globarena.com (or)
 Call @ ☎ +91 93939 22522
 ⌚ 9:00AM-6:00PM on all working days

Demo-eGATE (Live internet based classes) | GENCO/TRANSCO Batches
Powered by **GATEFORUM** www.gateforum.com

Login
Forgot password?

Enter "Login Id" and
"Password" provided
to Login.

Edit Profile (Student / Faculty / College Administrator)

My Dashboard
My Subjects
Faculty Schedule
Tests
Reports
Ask Expert
Bookmarks
Logout

Profile

First Name *

Last Name

Login Name

Designation


Role

Email

Mobile

Address

Change password

Image 

Institution

University

Regulation

Academic Year

Current Year

Semester

Branch

Upload Profile Image No file selected.

Crop Image

Update

Edit your profile like
email-id, mobile no.
etc.

Upload your photo.

Change Password (Student / Faculty / College Administrator)

The screenshot shows the 'Profile' section of the CoEeRD application. The top navigation bar includes 'My Dashboard' (highlighted in green), 'My Subjects', 'Faculty Schedule', 'Tests', 'Reports', 'Ask Expert', 'Bookmarks', and a 'Logout' button. The 'Profile' section is divided into two main areas. The left area contains a form for personal details: First Name (*), Last Name, Login Name, Designation, Role, Email, Mobile, and Address. The right area contains a 'Change password' field, an 'Image' section with a profile picture and a 'Crop Image' button, and a list of institutional details: Institution, University, Regulation, Academic Year, Current Year, Semester, and Branch. Below these details is an 'Upload Profile Image' section with a 'Browse...' button and the text 'No file selected.' At the bottom of the profile section is a green 'Update' button. Two purple callout boxes provide instructions: one points to the 'Change password' field with the text 'Change your password.', and the other points to the 'Update' button with the text 'Update your profile, photo, password and click on “Update” button to apply changes.'

Profile	
First Name *	ssn
Last Name	student
Login Name	ssnstudent
Designation	student
Role	Student
Email	ssnstudent@gmail.com
Mobile	9494949494
Address	hyd

Change password	
Change password	

Image	
Image	
Crop Image	

Institution	
Institution	SSN college
University	JNTUI
Regulation	R12
Academic Year	2013
Current Year	4
Semester	1
Branch	C.S.E


Upload Profile Image	
Browse...	No file selected.


[Update](#)

Student

Student Dashboard


Welcome Std (Student), Your Last Login Time: 13-11-2013 14:37:13

Search for Content 

 Centre of Excellence for e-Resource Development & Deployment (CoEeRD)

My Dashboard My Subjects Faculty Schedule Tests Ask Expert Bookmarks Reports Logout

Profile

 **Name :** Std one
H.TNo : hcstd1
Branch : Mechanical Engineering
College : hyderabad college

My Profile **100%** Complete

[Edit](#)

My Subjects

Subjects Assigned (Current Sem): **2**

Subjects Studied (Current Sem): **1**

Bookmarks: **0**

Notifications

Notifications are not available


Ask Expert

Queries Posted: **0**

Queries Answered: **0**

My Performance [Compare with Top User](#) [Top Users](#) [Top Subjects](#)

Subject Wise Studytime



In My Dashboard, a student can edit his profile and view summary of Subjects Assigned, Bookmarks(favorites), Notifications, Queries Posted, Performance, Peer-performance analytics, etc.

Access Content Resources

My Dashboard **My Subjects** Faculty Schedule Tests Reports Ask Expert Bookmarks Logout

My Subjects

I year I Semesters I year II Semesters III year II Semesters IV year I Semesters IV year II Semesters

In "My Subjects", you can view the list of subjects assigned.




List of Subjects	Time Spent
Engineering Chemistry	00:12:43
Engineering Su	00:00:32
Engineering Su	00:01:00
Engineering Su	00:01:46
Engineering Subject4	00:00:32
Engineering Subject5	00:00:51
Engineering Subject6	00:01:08
Engineering Subject7	00:01:22
Engineering Subject8	00:00:51

Click on the Subject to view the learning resources available for the subject.

My Dashboard My Subjects Faculty Schedule Tests Reports

Engineering Chemistry

unit_1

S.No	Topic Name	View
1	Water Introduction	  

For the subject selected, you can view the available learning resource like Lecture Notes(Faculty Module), Student Module(Learning Module), Image Gallery, Animation Gallery and Quiz.

View Faculty Schedule

My Dashboard My Subjects Faculty Schedule Tests Reports Ask Expert Bookmarks Logout

View Faculty Schedule

October 2013						
Sunday	Monday	Tuesday	Wednesday	Thursday	Friday	Saturday
		01 ✓	02 ✓	03	04	05
						12
13	14	15	16	17	18	19

In Faculty Schedule, Student can view what is scheduled by faculty.

Clicking on the "tick" mark, student can view the Subject, Topic, Time-slot details including learning resources.

Scheduled List

S.No	Faculty Name	Subject Name	Topic Name	Time Slot	Open File
1	ssnfaculty	Engineering Chemistry	Water Introduction	05:00-05:59	View

Take Test

My Dashboard My Subjects Faculty Schedule **Tests** Reports Ask Expert Bookmarks Logout

Tests

Select Subject

Select Test

Total number of questions 17

Test Name Test_1

In Tests, student can select the subject and view the list of tests assigned, and take the test by clicking on "start" button.

Question 1 of 17 **Engineering Chemistry-> Test_1** No. of Questions : 17
Marks : 17

1. qws

☐ option1
☐ option2
☐ option3
☐ option4
☐ option5

Student can take the test.
Click on "Finish" button to submit the test.

Result : 0 Out of 17

Question No.	Correct	Incorrect	Not Attempted	Reviews
1	--	--	NOT ATTEMPTED	<input type="button" value="Review"/>
2	--	--	NOT ATTEMPTED	<input type="button" value="Review"/>
3	--	--	NOT ATTEMPTED	<input type="button" value="Review"/>
4	--	--	NOT ATTEMPTED	<input type="button" value="Review"/>
5	--	--	NOT ATTEMPTED	<input type="button" value="Review"/>
6	--	--	NOT ATTEMPTED	<input type="button" value="Review"/>
7	--	--	NOT ATTEMPTED	<input type="button" value="Review"/>
8	--	--	NOT ATTEMPTED	<input type="button" value="Review"/>
9	--	--	NOT ATTEMPTED	<input type="button" value="Review"/>
10	--	--	NOT ATTEMPTED	<input type="button" value="Review"/>
11	--	--	NOT ATTEMPTED	<input type="button" value="Review"/>
12	--	--	NOT ATTEMPTED	<input type="button" value="Review"/>
13	--	--	NOT ATTEMPTED	<input type="button" value="Review"/>

This will show the questions attempted – correct/incorrect/ not attempted.

Reports – Study Report, Test Score, Login Report etc.

My Dashboard My Subjects Faculty Schedule Tests **Reports** Ask Expert Bookmarks Logout

Reports

Test Score Study Time Login

In Reports, Student can view his Study time, Login and Test Score reports, including attempts history (no. of test attempts).

Copy Print Save Show 10

S.No	Subject	Timespent
1	Chemistry	00:00:39
2	Engineering Chemistry	00:12:43
3	Engineering Subject1	00:00:32
4	Engineering Subject2	00:01:00
5	Engineering Subject3	00:01:46
6	Engineering Subject4	00:00:32
7	Engineering Subject5	00:00:51
8	Engineering Subject6	00:01:08
9	Engineering Subject7	00:01:22
10	Engineering Subject8	00:00:51

S.No Subject Topic Timespent

Showing 1 to 10 of 22 entries

First Previous 1 2 3 Next Last

My Dashboard My Subjects Faculty Schedule Tests **Reports** Ask Expert Bookmarks Logout

Reports

Test Score Study Time Login

Copy Print Save Show 10 entries Search:

S.No	Date	Timespent
1	2013-10-06	00:01:56
2	2013-10-06	00:03:05
3	2013-10-06	00:00:47
4	2013-10-06	00:00:58
5	2013-10-06	00:03:28
6	2013-10-06	00:09:41
7	2013-10-05	00:03:23
8	2013-10-05	00:27:30
9	2013-10-04	00:00:25
10	2013-10-04	00:00:30

S.No Date Timespent

Showing 1 to 10 of 202 entries (filtered from 11,398 total entries)

First Previous 1 2 3 4 5 Next Last

My Dashboard My Subjects Faculty Schedule Tests **Reports** Ask Expert Bookmarks Logout

Reports

Test Score Study Time Login

Mathematics-I

Test Name	No. Of Attempts	Max. Score	Attempts History
Test1	12	3 Out of 7	View
Test2	10	3 Out of 7	View
Test3	5	3 Out of 7	View
Sampletest1	5	5 Out of 14	View

Physics

Engineering Subject4

Engineering Subject5

Ask Expert – Ask a Query, View Answered/Unanswered Queries

My Dashboard My Subjects Faculty Schedule Tests Reports **Ask Expert** Bookmarks Logout

Post New Queries Pending Queries Answered

Select Subject :

Query :

submit

In "Ask Experts", you can post a new query, view pending queries and the queries answered.

My Dashboard My Subjects Faculty Schedule Tests Reports **Ask Expert** Bookmarks Logout

Post New Queries Pending Queries Answered

Copy Print Save Show 10 entries

S.No	Subject	Query	Date	Edit	Delete
1	Mathematics-I	(a+b) square	2013-08-27		
2	Engineering Chemistry	ertet eetrterter erte	2013-09-13		
3	Engineering Chemistry	img alt="" src="http://viewallpaper.com/wp-content/uploads/2013/07/Images-Water-Wallpaper.jpg" /> why is this happening???	2013-09-12		
4	Engineering Subject1	dfsdf	2013-10-02		
5	Engineering Subject1	dfdf	2013-10-02		
6	Engineering Subject1		2013-10-02		
7	Engineering Subject1	img alt="" src="http://viewallpaper.com/wp-content/uploads/2013/07/Images-Water-Wallpaper.jpg" /> why is this happening???	2013-09-13		
8	Engineering Subject2		2013-10-02		
9	Engineering Subject2	i want the answer performance?	2013-09-04		
10	Engineering Subject3	h1 style="font-style: italic;">forty	2013-10-02		

Search

Showing 1 to 10 of 16 entries (filtered from 1 114 total entries)

First Previous 1 2 Next

My Dashboard My Subjects Faculty Schedule Tests Reports **Ask Expert** Bookmarks **Logout**

Post New Queries Pending **Queries Answered**

Copy Print Save Show 10 entries

S.No	Subject	Query	View
1	Engineering Chemistry	ertet eetrtererter erte	Response
2	Mathema		Response

Search Subject

Showing 1 to 2 of 2 entries

In "Queries Answered" tab, click on "Response" button to view the faculty's response to the query you posted.

View Response ✕

Query: $(a+b)$ square **Posted Date: 2013-08-27**

Response:

$a^2 + b^2 + 2 * ab$

Faculty: ssnfaculty

Faculty

Faculty Dashboard


Welcome Faculty123 (faculty), Your Last Login Time: 13-11-2013 16:17:59

Search for Content

Centre of Excellence for e-Resource Development & Deployment (CoEeRD)

Dashboard Subjects Schedule Syllabus Upload Tests Expert Zone Reports Logout

Profile




Name : Faculty123 faculty
H.TNo : faculty123
College : hyderabad college

My Profile 100% Complete

Edit

Today's Schedule



Notification

Notifications are not available

Top studied Subjects

Filter by Subject

S.No	Subject	Time Spent
1	Computer Graphics	00:31:27

Expert Zone

Pending Queries : 0
Queries Answered : 0

This is the Faculty Dashboard.

Access Content Resources

Welcome Faculty123 (faculty), Your Last Login Time: 13-11-2013 16:17:59

Centre of Excellence for e-Resource Development & Deployment (CoEeRD)

Dashboard **Subjects** Schedule Syllabus Upload Tests Expert Zone Reports Logout

Select Subject Alternative Sources Of Energy

☒ Master content ☐ Custom content

Submit

S.No	UNIT(S)
1	Unit-glob-2
	1 U2_Solar Energy Collection
2	Unit-glob-3
3	Unit-glob-4
4	Unit-glob-1

Faculty can select the subject from the drop down list, and view "Master Content", i.e. what is available by default in the subject OR select "Custom Content" to view the content he /she uploaded to the server.

Schedule Time Table – Set Schedule, Edit Schedule

Dashboard Subjects **Schedule** Upload Tests Expert Zone Reports Logout

Faculty Schedule

Schedule Time Table Show My Schedule

Month Week Day

In "Schedule", a Faculty can schedule to deliver a particular session at a particular time.

Schedule can be set/viewed Month/Week/Day wise.

October 2013

Wednesday	Thursday	Friday	Saturday
2	3	4	5
6 ✓	7	8	9
10	11	12	13
14	15	16	17
18	19	20	21
22	23	24	25
26	27	28	29
30	31		

To set the schedule, click on any date. If you have already set the schedule it displays a "Tick" mark as shown. You can view the already set schedule by clicking on the "Tick" mark.

Schedule Time Table

Select Course: B.Tech

Select Subject: Control Systems

Select Topic: U1_Control Systems and Math

Select File type: Learning Module

Select Date and Slot: 2013-10-06 05:00 --05:59

☒ Master Content ☐ My Content

Schedule

To set schedule, click on any date. It displays the details as shown, where you have to select Course, Subject, Topic, Resource Type, Date, Slot(Time), Master Content OR the content you have uploaded .

S.No		Filename	View
1	✓	Index	view

Once you schedule, it displays the list of scheduled sessions as shown. You can view, add, edit, delete the schedule.

Scheduled List

ADD NEW

S.No	Subject	Topic	Slot	Filename	Edit	View
1	Antennas And Wave Propagation	U1_M1_Introduction to Antennas	02:00-02:59	Antenna in Transmitting Mode		

Upload Own Content – Single File Upload / Bulk Upload

Dashboard Subjects Schedule **Upload** Tests Expert Zone Reports Logout

Syllabus

Add PPT / Animation / Image Bulk Upload Files

In Upload, upload your content. Select Subject Name, Topic Name, Resource Type, Description, Name and Browse the file to upload.

Subject Name

Topic Name

File Type

Description

Name of the file

Browse file No file selected.

(ppt / jpg / png / swf / pptx / jpeg / gif / pdf / Doc / xls / flv)

Welcome Faculty123 (faculty), Your Last Login Time: 13-11-2013 16:17:59 Search for Content

Centre of Excellence for e-Resource Development & Deployment (CoEeRD)

Dashboard Subjects Schedule Syllabus **Upload** Tests Expert Zone Reports Logout

Syllabus

Add PPT / Animation / Image Bulk Upload Files

To upload multiple files at once for a subject, you can use this option. Select the files you would like to upload, zip them as a single file. Select Subject Name, Topic Name, Resource Type, Description, Name and Browse the “zip” file you would like to upload.

Select Subject

Select Topic


Select file type

Description

Browse file No file chosen (Upload ZIP file)

Test Module – Create Question Bank, Create Test

Welcome Faculty123 (faculty), Your Last Login Time: 13-11-2013 16:17:59

 Centre of Excellence for e-Resource Development & Deployment (CoEeRD)

Dashboard Subjects Schedule Syllabus Upload **Tests** Expert Zone Reports [Logout](#)

Tests

[Add Test](#) [Assign Questions for Test](#) [Preview Test](#) [Add Bulk Questions](#)


Copy Print Save Show 10 entries

S.No	Test Name
S.No	Test Name

First Previous Next Last

In Tests, Faculty can Create Question Bank, Create a test, Select questions and assign them to the test. Preview your test before publishing.

Welcome Faculty123 (faculty), Your Last Login Time: 13-11-2013 16:17:59

 Centre of Excellence for e-Resource Development & Deployment (CoEeRD)

Dashboard Subjects Schedule Syllabus Upload **Tests** Expert Zone Reports [Logout](#)

Tests

[Add Test](#) [Assign Questions for Test](#) [Preview Test](#) [Add Bulk Questions](#)

[Add New Test](#) [Add New Question](#)

Copy Print Save Show 10 entries

S.No	Test Name
S.No	Test Name

First Previous Next Last

You can also upload multiple questions at once using "Add Bulk Questions" option.

Centre of Excellence for e-Resource Development & Deployment (CoEeRD)

Dashboard Subjects Schedule Upload Tests Expert Zone Reports Logout

Add Questions

Select Subject:

Question:

Path:

Options:

- Option-1
- Option-2
- Option-3
- Option-4
- Option-5

Explanation:

Correct Answer:

PREVIEW SAVE ADDNEW

To Add Questions, select subject, type the question, set options, provide correct answer and explanation. You can preview the question before publishing. Follow the same procedure to add more questions.

View Student Queries and Respond

Welcome Faculty123 (faculty), Your Last Login Time: 13-11-2013 17:22:57

Search for Content

Centre of Excellence for e-Resource Development & Deployment (CoEeRD)

Dashboard Subjects Schedule Syllabus Upload Tests Expert Zone Reports Logout

Queries Pending Queries Answered


Copy Print Save Show 10 entries


S.No	User Name	Subject	Query
No data available in table			

Search

Showing 0 to 0 of 0 entries

In Expert Zone, you can view the questions/queries posted on the subject(s), and send your answer/response. You can also view the queries that are answered.

Welcome Faculty123 (faculty), Your Last Login Time: 13-11-2013 17:22:57 Search for Content 



Centre of Excellence for e-Resource Development & Deployment (CoEeRD)

Dashboard Subjects Schedule Syllabus Upload Tests **Expert Zone** Reports
Logout

Queries Pending
Queries Answered

Copy Print Save
Show 10 entries

View the queries that are answered from here.

S.No	Student	Subject	Query	Response
No data available in table				

Search

Student


Subject

Query

Response

Showing 0 to 0 of 0 entries
First Previous Next Last

Reports – Test Report

Welcome Faculty123 (faculty), Your Last Login Time: 13-11-2013 17:22:57 Search for Content 



Centre of Excellence for e-Resource Development & Deployment (CoEeRD)

Dashboard Subjects Schedule Syllabus Upload Tests Expert Zone **Reports**

Test Scores

Subject Select Subject

Test Select Test

Scores

Page 0 of 0
20

S.no	Name	Branch	Year	Semester	Attempts	Score	Attempts History
No records to view							

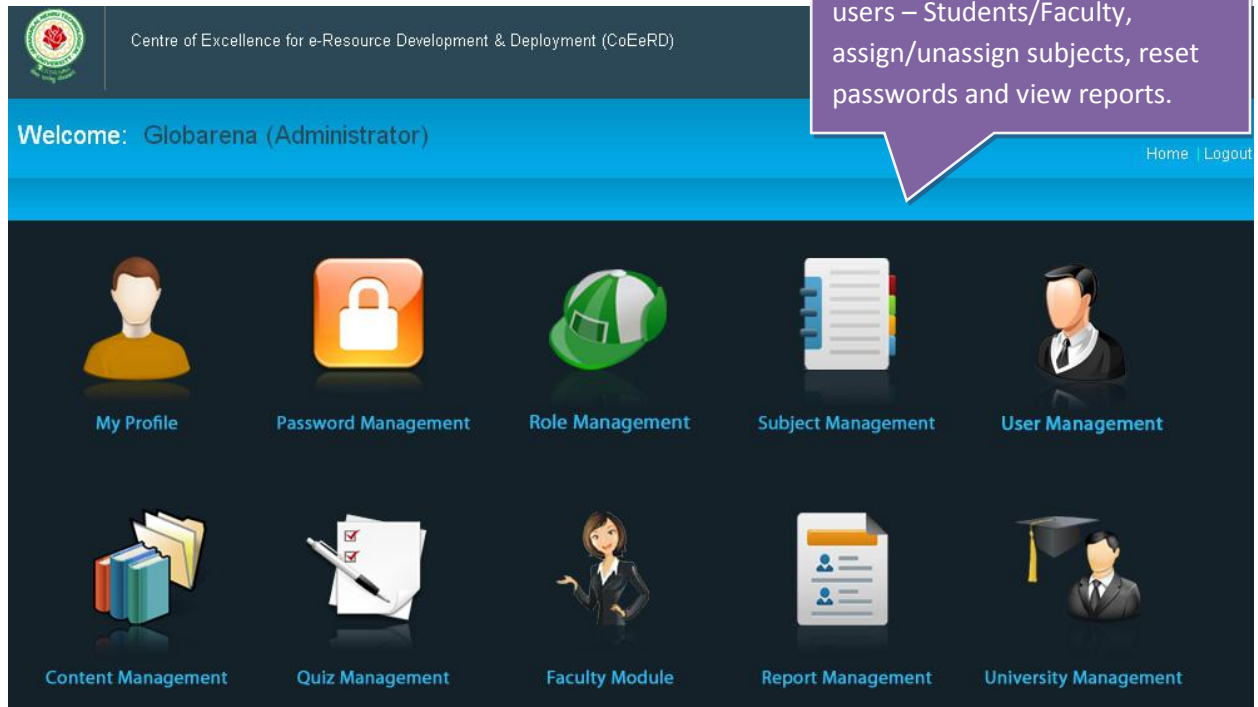
Page 0 of 0
20

No records to view

In Reports, view test scores by selecting the subject and test name.

College Administrator

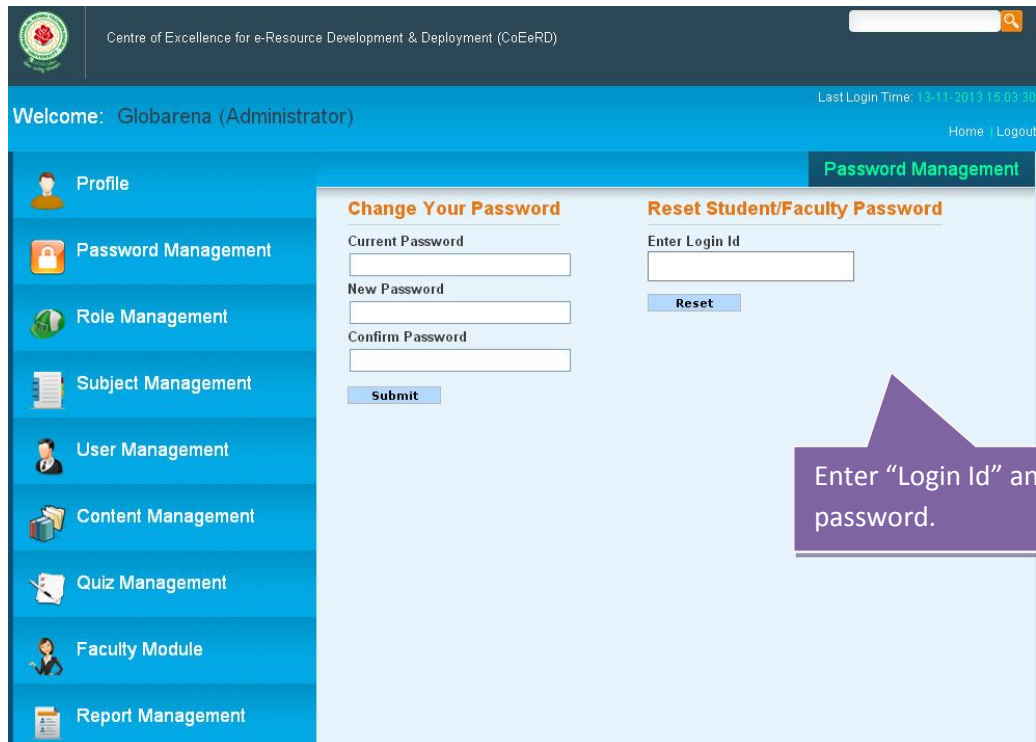
College Administrator - Dashboard



The dashboard features a dark blue header with the CoEeRD logo and name. Below the header, a blue banner displays the welcome message "Welcome: Globarena (Administrator)" and links for "Home" and "Logout". The main area contains ten icons representing different management functions: My Profile, Password Management, Role Management, Subject Management, User Management, Content Management, Quiz Management, Faculty Module, Report Management, and University Management.

College Administrator can create users – Students/Faculty, assign/unassign subjects, reset passwords and view reports.

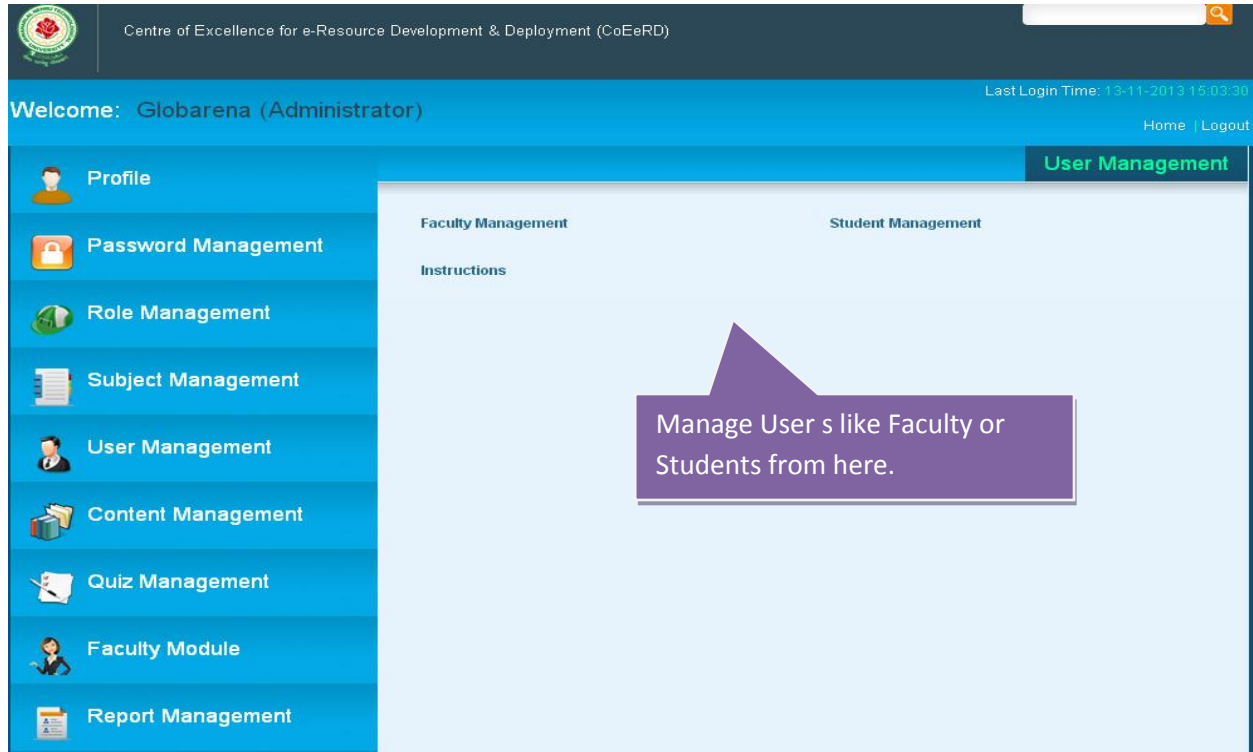
Reset Passwords of Student and Faculty



The screenshot shows the "Password Management" section of the dashboard. On the left is a sidebar with navigation links: Profile, Password Management, Role Management, Subject Management, User Management, Content Management, Quiz Management, Faculty Module, and Report Management. The main content area has two panels: "Change Your Password" with fields for Current Password, New Password, and Confirm Password, and a "Reset Student/Faculty Password" panel with an "Enter Login Id" field and a "Reset" button. A "Submit" button is also present in the first panel.

Enter "Login Id" and reset their password.

Create Student and Faculty Login IDs



Centre of Excellence for e-Resource Development & Deployment (CoEeRD)

Welcome: Globarena (Administrator) Last Login Time: 13-11-2013 15:03:30

Home | Logout

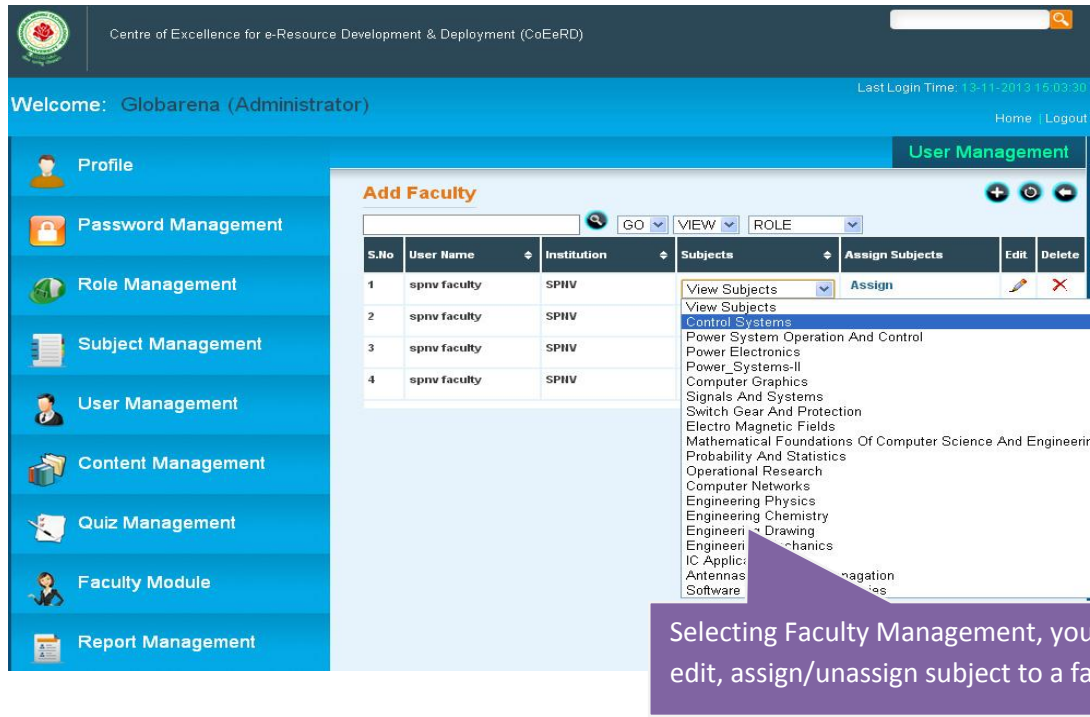
User Management

Faculty Management Student Management

Instructions

Manage User s like Faculty or Students from here.

Add Faculty and Assign/Un-assign Subjects



Centre of Excellence for e-Resource Development & Deployment (CoEeRD)

Welcome: Globarena (Administrator) Last Login Time: 13-11-2013 15:03:30

Home | Logout

User Management

Add Faculty

S.No	User Name	Institution	Subjects	Assign Subjects	Edit	Delete
1	spnv faculty	SPHV	View Subjects	Assign		
2	spnv faculty	SPHV	View Subjects			
3	spnv faculty	SPHV	Control Systems			
4	spnv faculty	SPHV	Power System Operation And Control			

View Subjects

Control Systems

Power System Operation And Control

Power Electronics

Power_Systems-II

Computer Graphics

Signals And Systems

Switch Gear And Protection

Electro Magnetic Fields

Mathematical Foundations Of Computer Science And Engineerir

Probability And Statistics

Operational Research

Computer Networks

Engineering Physics

Engineering Chemistry

Engineering Drawing

Engineering Mechanics

IC Applic

Antennas

Software

Navigation

es

Selecting Faculty Management, you can add, edit, assign/unassign subject to a faculty.

Fields marked with * are mandatory

First Name *
Glob Faculty1

Last Name

Login Name *
001_EEE

Designation *
faculty

Password *
●●●●●●

Subjects
Computer Networks
Computer Organization
Computer Programing And Da
Control Systems
Design Of Machine Members

Press **ctrl key** to select multiple subjects

Address
To select multiple subjects, press ctrl key and select the subjects you want to assign/unassign.

Role *
faculty

E-Mail * (Enter valid E-Mail)
test@glob.com

University *
globarena university

College *
hyderabad college

Department *
EEE

Mobile

Add Students

Centre of Excellence for e-Resource Development & Deployment (CoEeRD)

Welcome: Globarena (Administrator)

Last Login Time: 13-11-2013 15:03:30

Home | Logout

User Management

Add Bulk Users

Add Stud

GO VIEW

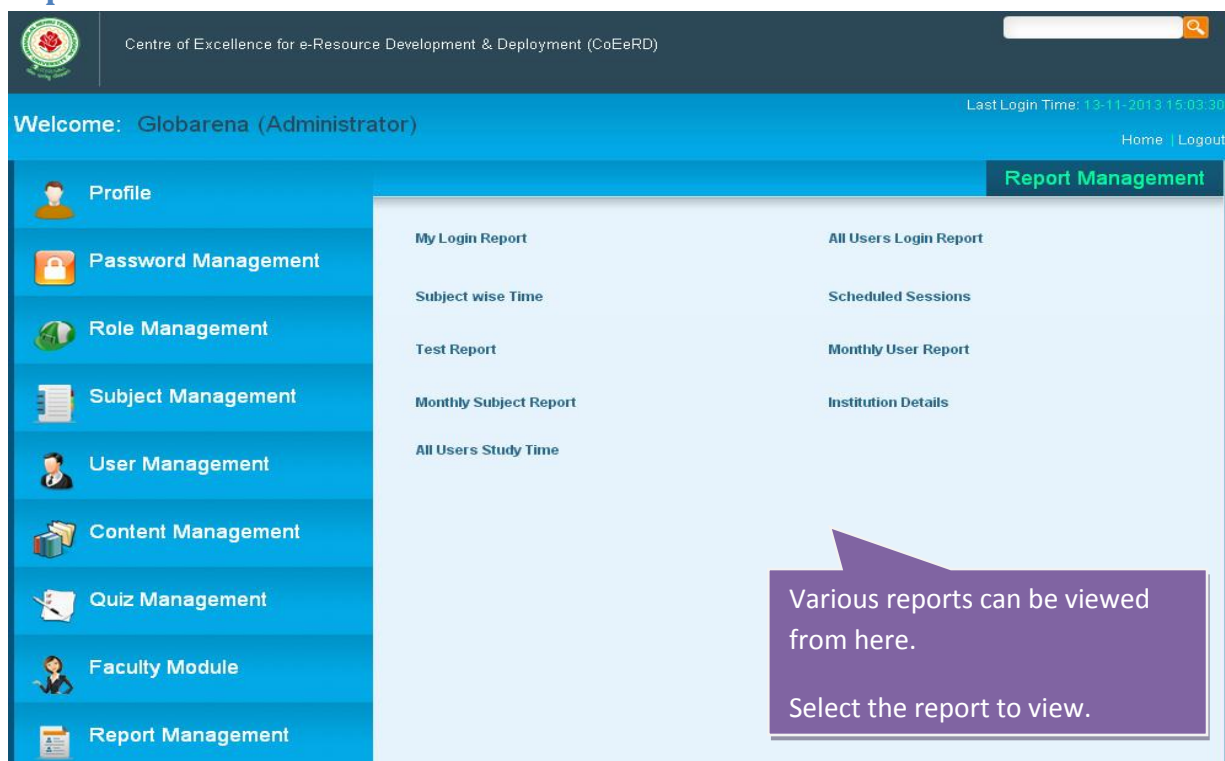
S.No	Login Id	User Name	Year	Semester	Edit	Delete
1	student1	Student1 student	4	1semester		
2	13ME01	Advaliya Sanjaybhai Gautambhai	1	1semester		
3	13ME02	Agola Ravikumar Rameshbhai	1	1semester		
4	13ME03	Amarkotiya Meet Hleshbhai	1	1semester		
5	13ME04	Bhoi Pinalben Rajeshbhai	1	1semester		
6	13ME05	Chauhan Avesh Iqbalbhai	1	1semester		
7	13ME06	Chauhan Devshibhai Chaturbhai	1	1semester		
8	13ME07	Chauhan Jaypal Balvantbhai	1	1semester		
9	13ME08	Chauhan Raju Gaglibhai	1	1semester		
10	13ME09	Chauhan Vipul Vijaybhai	1	1semester		

First Previous 1 2 3 4 5 Next Last

Navigation Menu:

- Profile
- Password Management
- Role Management
- Subject Management
- User Management
- Content Management
- Quiz Management
- Faculty Module
- Report Management

Reports



Centre of Excellence for e-Resource Development & Deployment (CoEeRD)

Welcome: Globarena (Administrator) Last Login Time: 13-11-2013 15:03:30

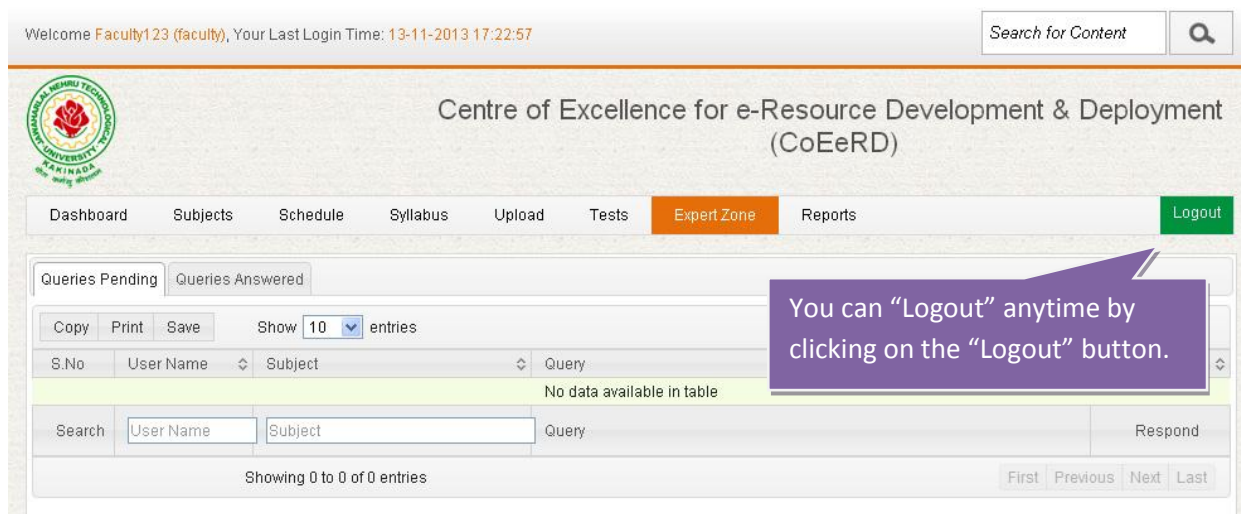
Home | Logout

Report Management

- My Login Report
- Subject wise Time
- Test Report
- Monthly Subject Report
- All Users Login Report
- Scheduled Sessions
- Monthly User Report
- Institution Details

Various reports can be viewed from here.
Select the report to view.

Logout



Welcome Faculty123 (faculty), Your Last Login Time: 13-11-2013 17:22:57 Search for Content

Centre of Excellence for e-Resource Development & Deployment (CoEeRD)

Dashboard Subjects Schedule Syllabus Upload Tests Expert Zone Reports Logout

Queries Pending Queries Answered

Copy Print Save Show 10 entries

S.No	User Name	Subject	Query
No data available in table			

Search User Name Subject Query Respond

Showing 0 to 0 of 0 entries First Previous Next Last

You can "Logout" anytime by clicking on the "Logout" button.

--- Thank you ---